

## 2 Hob Built-in Induction

### DIBK218S

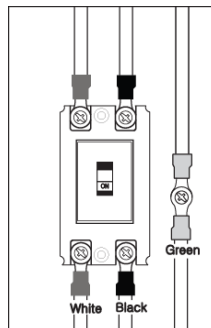


#### Specification

Electricity	DIBK218S	220V, 60Hz, 1PH	Power Consumption	DIBK218S	4000 W		
	DIBK218S-A	208~240V, 50/60Hz, 1PH		DIBK218S-A			
	DIBK218S-E	220~240V, 50/60Hz, 1PH		DIBK218S-E			
	DIBK218S-J	200V, 50/60Hz, 1PH		DIBK218S-J		3400 W	
Power Connection	Direct Connection to Circuit Breaker		Max Current	17 A			
Conversion to Calory	3456 Kcal/h						
Warming	H1 ~ H7 (7 Steps)		Heating	1 ~ 8 (8 Steps)			
Output per Warming Steps	H1	H2	H3	H4	H5	H6	H7
	40Wh	60Wh	100Wh	130Wh	170Wh	240Wh	350Wh
Dimension / Weight	Product: 300 X 600 X 220 (mm) / 21kg Package: 700 X 460 X 350 (mm) / 21.3kg						
Controller Type	Jog dial, Capacitive button (separated from the unit)						
Power Cable	660 mm		Controller Cable	360 mm			
Cookware Diameter	min : Ø110mm max : Ø240mm		Loadable Weight	60Kg			
Recommendation	Customized burner, Main kitchen						
Functions & Features	<b>Safety</b>						
	- No vessel : "00"						
	- Over current indication : "E1"						
	- Over voltage indication : "E2" ( Above 265V )						
	- Low voltage : "E3" ( Below 180V )						
	- Over heated product indication : "E4" ( IGBT heat sink temperature above 85°C )						
- Unstable power indication : "E7"							
- Defective PCB indication : "E8"							
- Defective Working Coil indication : "E9"							
Warranty	1 year (to be charged in case of user's negligence)						

### Installation Guide

#### Electric Wiring



- ▶ Electricity : 220V 1PH
- ▶ Circuit breaker : 20A or above
- ▶ Cables : 400V, 6SQMM or above, 2 or 3 phase
- ▶ Ground cable separated - 4SQMM or above

Seoul Office: #75, Ahasan-ro 78-gil, Gwangjin-gu, Seoul, Republic of Korea 04969 / Tel : +82 2-444-5895 / Fax : +82 70-4694-5412

R&D Center: #209, Goraesan-ro, Wabu-eup, Namyangju-si, Gyeonggi-do, Republic of Korea 12202 / Tel : +82 2-444-5895 / Fax : +82 70-4694-5412

DIPO INDUCTION CO., Ltd. / www.dipoele.com

COPYRIGHT©2010 DIPO INDUCTION CO., LTD ALL RIGHTS RESERVED.

Dimension (mm)	
Product	Case Cut
<p>Product dimensions: Front view (300x600), Top view (300x567.6), and Side view (220x2.2).</p>	<p>Case Cut dimensions: 278x578.</p> <p><b>* Tolerance</b> - Width : 10mm / Length : 10mm</p>
Control	Control Cut
<p>Control panel dimensions: Top view (220x242), Front view (270x129), and Side view (24.5x98).</p> <p>Control Wire Length = 360mm</p>	<p>Control Cut dimensions: 224x102x101, with 4-Screw Hole.</p>
<p>Seoul Office: #75, Ahasan-ro 78-gil, Gwangjin-gu, Seoul, Republic of Korea 04969 / Tel : +82 2-444-5895 / Fax : +82 70-4694-5412</p> <p>R&amp;D Center: #209, Goraesan-ro, Wabu-eup, Namyangju-si, Gyeonggi-do, Republic of Korea 12202 / Tel : +82 2-444-5895 / Fax : +82 70-4694-5412</p> <p>DIPO INDUCTION CO., Ltd. / <a href="http://www.dipoele.com">www.dipoele.com</a></p> <p>COPYRIGHT©2010 DIPO INDUCTION CO., LTD ALL RIGHTS RESERVED.</p>	

## 2 Hob Built-in Induction

### DIBK226S

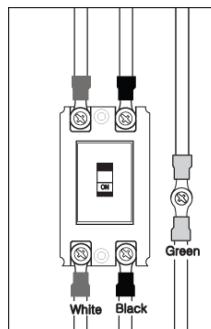


#### Specification

Electricity	DIBK226S	220V, 60Hz, 1PH	Power Consumption	DIBK226S	5200 W		
	DIBK226S-A	208~240V, 50/60Hz, 1PH		DIBK226S-A			
	DIBK226S-E	220~240V, 50/60Hz, 1PH		DIBK226S-E			
	DIBK224S-J	200V, 50/60Hz, 1PH		DIBK224S-J		4800 W	
Power Connection		Direct Connection to Circuit Breaker	Max Current		24 A		
Conversion to Calory		4492.8 Kcal/h					
Warming		H1 ~ H7 (7 Steps)	Heating		1 ~ 10 (10 Steps)		
Output per Warming Steps	H1	H2	H3	H4	H5	H6	H7
	40Wh	60Wh	100Wh	130Wh	170Wh	240Wh	350Wh
Dimension / Weight		Product: 300 X 600 X 220 (mm) / 21kg Package: 700 X 460 X 350 (mm) / 21.3kg					
Controller Type		Jog dial, Capacitive button (separated from the unit)					
Power Cable		660 mm	Controller Cable		360 mm		
Cookware Diameter		min : Ø130mm max : Ø240mm	Loadable Weight		60Kg		
Recommendation		Customized burner, Main kitchen					
Functions & Features		<b>■ Safety</b>					
		- No vessel : "00"					
		- Over current indication : "E1"					
		- Over voltage indication : "E2" ( Above 265V )					
		- Low voltage : "E3" ( Below 180V )					
		- Over heated product indication : "E4" ( IGBT heat sink temperature above 85°C )					
- Top glass overheated (empty vessel) : "E6" ( Top surface temperature above 260°C )							
- Unstable power indication: "E7"							
- Defective PCB indication : "E8"							
- Defective Working Coil indication : "E9"							
Warranty		<b>■ Timer Setting</b>					
		- Between 0sec - 720min (12hr)					
Warranty		1 year (to be charged in case of user's negligence)					

### Installation Guide

#### Electric Wiring



- ▶ Electricity : 220V 1PH
- ▶ Circuit breaker : 30A or above
- ▶ Cables : 400V, 6SQMM or above,  
2 phase or 3 phase
- ▶ Ground cable separated - 4SQMM or above

Seoul Office: #75, Ahasan-ro 78-gil, Gwangjin-gu, Seoul, Republic of Korea 04969 / Tel : +82 2-444-5895 / Fax : +82 70-4694-5412

R&D Center: #209, Goraesan-ro, Wabu-eup, Namyangju-si, Gyeonggi-do, Republic of Korea 12202 / Tel : +82 2-444-5895 / Fax : +82 70-4694-5412

DIPO INDUCTION CO., Ltd. / www.dipoele.com

COPYRIGHT©2010 DIPO INDUCTION CO., LTD ALL RIGHTS RESERVED.

Dimension (mm)	
Product	Case Cut
<p>Product dimensions: Front view (300x600), Top view (300x567.6), and Side view (220x2.2).</p>	<p>Case Cut dimensions: 278x578.</p> <p>※ Tolerance - Width : 10mm / Length : 10mm</p>
Control	Control Cut
<p>Control panel dimensions: Front view (270x242), Side view (24.5x98), and Control Wire Length = 360mm.</p>	<p>Control Cut dimensions: 224x102x101, with 4-Screw Hole.</p>
<p>Seoul Office: #75, Ahasan-ro 78-gil, Gwangjin-gu, Seoul, Republic of Korea 04969 / Tel : +82 2-444-5895 / Fax : +82 70-4694-5412</p> <p>R&amp;D Center: #209, Goraesan-ro, Wabu-eup, Namyangju-si, Gyeonggi-do, Republic of Korea 12202 / Tel : +82 2-444-5895 / Fax : +82 70-4694-5412</p> <p>DIPO INDUCTION CO., Ltd. / <a href="http://www.dipoele.com">www.dipoele.com</a></p> <p>COPYRIGHT©2010 DIPO INDUCTION CO., LTD ALL RIGHTS RESERVED.</p>	

## 2 Hob Built-in Induction

### DIBK261S

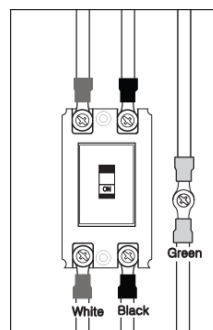


#### Specification

Electricity	DIBK261S	220V, 60Hz, 1PH	Power Consumption	DIBK261S	6100 W		
	DIBK261S-A	208~240V, 50/60Hz, 1PH		DIBK261S-A			
	DIBK261S-E	220~240V, 50/60Hz, 1PH		DIBK261S-E			
	DIBK254S-J	200V, 50/60Hz, 1PH		DIBK254S-J	5400 W		
Power Connection	Direct Connection to Circuit Breaker		Max Current	27 A			
Conversion to Calory	5270.4 Kcal/h						
Warming	H1 ~ H7 (7 Steps)		Heating	1 ~ 10 (10 Steps)			
Output per Warming Steps	H1	H2	H3	H4	H5	H6	H7
	40Wh	60Wh	100Wh	130Wh	170Wh	240Wh	350Wh
Dimension / Weight	Product: 300 X 600 X 220 (mm) / 21kg Package: 700 X 460 X 350 (mm) / 21.3kg						
Controller Type	Jog dial, Capacitive button (separated from the unit)						
Power Cable	660 mm		Controller Cable	360 mm			
Cookware Diameter (Front hob)	min : Ø130mm max : Ø240mm		Cookware Diameter (Back hob)	min : Ø125mm max : Ø240mm			
Loadable Weight	30kg each						
Recommendation	Customized burner, Main kitchen						
Functions & Features	<b>■ Safety</b>						
	- No vessel : "00"						
	- Over current indication : "E1"						
	- Over voltage indication : "E2" ( Above 265V )						
	- Low voltage : "E3" ( Below 180V )						
	- Over heated product indication : "E4" ( IGBT heat sink temperature above 85°C )						
	- Top glass overheated (empty vessel) : "E6" ( Top surface temperature above 260°C )						
- Unstable power indication: "E7"							
- Defective PCB indication : "E8"							
- Defective Working Coil indication : "E9"							
<b>■ Timer Setting</b>							
- Between 0sec - 720min (12hr)							
Warranty	1 year (to be charged in case of user's negligence)						

### Installation Guide

#### Electric Wiring



- ▶ Electricity : 220V 1PH
- ▶ Circuit breaker : 30A or above
- ▶ Cables : 400V, 6SQMM or above,  
2 phase or 3 phase
- ▶ Ground cable separated - 4SQMM or above

Seoul Office: #75, Ahasan-ro 78-gil, Gwangjin-gu, Seoul, Republic of Korea 04969 / Tel : +82 2-444-5895 / Fax : +82 70-4694-5412

R&D Center: #209, Goraesan-ro, Wabu-eup, Namyangju-si, Gyeonggi-do, Republic of Korea 12202 / Tel : +82 2-444-5895 / Fax : +82 70-4694-5412

DIPO INDUCTION CO., Ltd. / www.dipoele.com

COPYRIGHT©2010 DIPO INDUCTION CO., LTD ALL RIGHTS RESERVED.

Dimension (mm)	
Product	Case Cut
<p>Product dimensions: Front view (300x600), Top view (300x567.6), and Side view (220x2.2).</p>	<p>Case Cut dimensions: 278x578.</p> <p><b>* Tolerance</b> - Width : 10mm / Length : 10mm</p>
Control	Control Cut
<p>Control panel dimensions: Top view (220x242), Front view (270x129), and Side view (24.5x98).</p> <p><b>Control Wire Length = 360mm</b></p>	<p>Control Cut dimensions: 224x102x101, with 4-Screw Hole.</p>
<p>Seoul Office: #75, Ahasan-ro 78-gil, Gwangjin-gu, Seoul, Republic of Korea 04969 / Tel : +82 2-444-5895 / Fax : +82 70-4694-5412</p> <p>R&amp;D Center: #209, Goraesan-ro, Wabu-eup, Namyangju-si, Gyeonggi-do, Republic of Korea 12202 / Tel : +82 2-444-5895 / Fax : +82 70-4694-5412</p> <p>DIPO INDUCTION CO., Ltd. / <a href="http://www.dipoele.com">www.dipoele.com</a></p> <p>COPYRIGHT©2010 DIPO INDUCTION CO., LTD ALL RIGHTS RESERVED.</p>	

## 2 Hob Built-in Induction

### DIBK235S

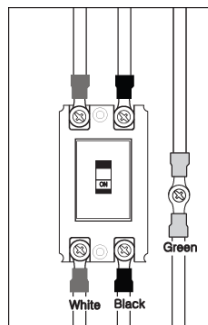


#### Specification

Electricity	DIBK235S	220V, 60Hz, 1PH				Power Consumption	DIBK235S	7000 W
	DIBK235S-A	208~240V, 50/60Hz, 1PH					DIBK235S-A	6600 W
	DIBK235S-E	220~240V, 50/60Hz, 1PH					DIBK235S-E	7000 W
	DIBK235S-CE1	220~240V, 60Hz, 1PH					DIBK235S-CE1	7000 W
	DIBK230S-J	200V, 50/60Hz, 1PH					DIBK230S-J	6000 W
Power Connection	Direct Connection to Circuit Breaker				Max Current	30 A		
Conversion to Calory	6048 Kcal/h							
Warming	H1 ~ H7 (7 Steps)			Heating			1 ~ 10 (10 Steps)	
Output per Warming Steps	H1	H2	H3	H4	H5	H6	H7	
	40Wh	60Wh	100Wh	130Wh	170Wh	240Wh	350Wh	
Dimension / Weight	Product: 300 X 600 X 220 (mm) / 21kg Package: 700 X 460 X 350 (mm) / 21.3kg							
Controller Type	Jog dial, Capacitive button (separated from the unit)							
Power Cable	660 mm			Controller Cable	360 mm			
Cookware Diameter	min : Ø125mm max : Ø240mm			Loadable Weight	60Kg			
Recommendation	Customized burner, Main kitchen							
Functions & Features	<b>■ Safety</b>							
	- No vessel : "00"							
	- Over current indication : "E1"							
	- Over voltage indication : "E2" ( Above 265V )							
	- Low voltage : "E3" ( Below 180V )							
	- Over heated product indication : "E4" ( IGBT heat sink temperature above 85°C )							
- Top glass overheated (empty vessel) : "E6" ( Top surface temperature above 260°C )								
- Unstable power indication: "E7"								
- Defective PCB indication : "E8"								
- Defective Working Coil indication : "E9"								
<b>■ Timer Setting</b>								
- Between 0sec - 720min (12hr)								
Warranty	1 year (to be charged in case of user's negligence)							

### Installation Guide

#### Electric Wiring



- ▶ Electricity : 220V 1PH
- ▶ Circuit breaker : 40A or above
- ▶ Cables : 400V, 6SQMM or above,  
2 phase or 3 phase
- ▶ Ground cable separated - 4SQMM or above

Seoul Office: #75, Ahasan-ro 78-gil, Gwangjin-gu, Seoul, Republic of Korea 04969 / Tel : +82 2-444-5895 / Fax : +82 70-4694-5412

R&D Center: #209, Goraesan-ro, Wabu-eup, Namyangju-si, Gyeonggi-do, Republic of Korea 12202 / Tel : +82 2-444-5895 / Fax : +82 70-4694-5412

DIPO INDUCTION CO., Ltd. / www.dipoele.com

COPYRIGHT©2010 DIPO INDUCTION CO., LTD ALL RIGHTS RESERVED.

Dimension (mm)	
Product	Case Cut
<p>Product dimension drawings showing front, top, and side views with dimensions: 300, 600, 260, 169, 267.6, 220, 567.6.</p>	<p>Case cut dimension drawing showing width 278 and height 578.</p> <p><b>* Tolerance</b> - Width : 10mm / Length : 10mm</p>
Control	Control Cut
<p>Control dimension drawings showing top, side, and perspective views with dimensions: 220, 270, 101, 242, 24.5, 98.</p> <p><b>Control Wire Length = 360mm</b></p>	<p>Control cut dimension drawing showing width 224, height 102, and 4-Screw Hole. Overall width is 242 and height is 101.</p>
<p>Seoul Office: #75, Ahasan-ro 78-gil, Gwangjin-gu, Seoul, Republic of Korea 04969 / Tel : +82 2-444-5895 / Fax : +82 70-4694-5412</p> <p>R&amp;D Center: #209, Goraesan-ro, Wabu-eup, Namyangju-si, Gyeonggi-do, Republic of Korea 12202 / Tel : +82 2-444-5895 / Fax : +82 70-4694-5412</p> <p>DIPO INDUCTION CO., Ltd. / <a href="http://www.dipoel.com">www.dipoel.com</a></p> <p>COPYRIGHT©2010 DIPO INDUCTION CO., LTD ALL RIGHTS RESERVED.</p>	