

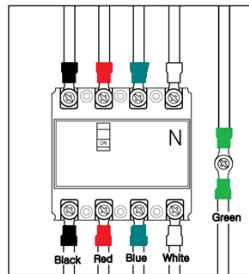
3TCK113B



Specification								
Electricity	3TCK113B	380V, 60Hz, 3PH+N	Power Consumption	3TCK113B	10500 W			
Power Connection	차단기 직결방식		Max Current	15 A				
Conversion to Calory	9072 Kcal/h							
Warming	H1 ~ H7 Stpes (7 steps)			Heating			1 ~ 10 (10 steps)	
Output per Warming Steps	H1	H2	H3	H4	H5	H6	H7	
	35℃	40℃	50℃	60℃	70℃	80℃	90℃	
▶ Amount of water : 1L / Vessel type : Chapping Dish ▶ No Thermal Sensor								
Dimension	1500 X 750 X 850 (mm) - Back Panel : 150mm		Loadable Weight	-				
Control	Button / Dial type		Product type	Free Standing				
Cookware Diameter	min : Ø125mm max : Ø300mm		Weight per 1hop	30 Kg				
Functions & Features	<input checked="" type="checkbox"/> Safety - No vessel : "00" - Over current indication : "E1" - Over voltage indication : "E2" (Above 420V) - Low voltage : "E3" (Below 340V) - Product over heated indication : "E4" (Internal temperature above 85°C) - External thermal sensor absence or damage indication : "E5" (only when using temperature mode) - Top surface overheated(empty cookware) : "E6" (Top surface temperature above 260°C) - Unstable power indication: "E7" - Defective PCB indication : "E8" - Defective Working Coil indication : "E9"							
	<input checked="" type="checkbox"/> Timer Setting - Between 0sec ~ 720min (12hr)							
	<input checked="" type="checkbox"/> Precise Temperature Control - From 40°C to 200°C adjusted by 5°C / error factor ±5% below							
	<input checked="" type="checkbox"/> Warming - H1 ~ H7 Steps							
	<input checked="" type="checkbox"/> Heating - 1 ~ 10 Steps							
	Warranty	1 year (to be charged in case of user's negligence)						

Installation Guide

Electric Wiring



- ▶ Electricity : 380V 3PH+N
- ▶ Circuit Breaker : 20A or above
- ▶ Cables : 600V, 6SQMM or above, 4 phase
- ▶ Ground cable separated - 4SQMM or above

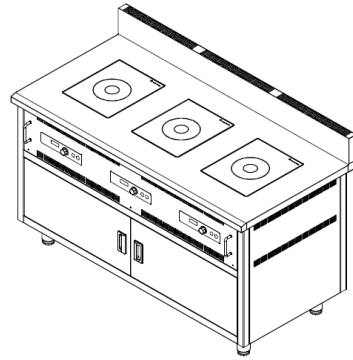
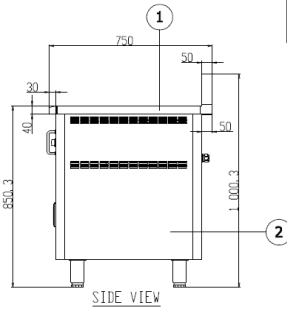
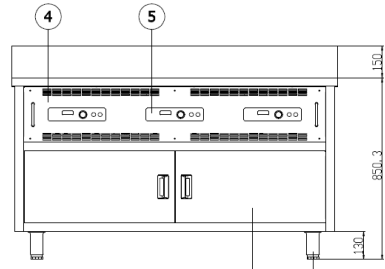
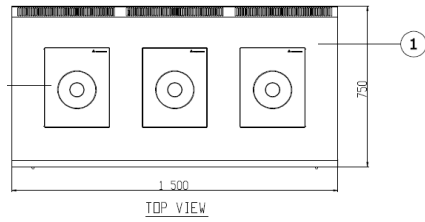
Seoul Office: #75, Ahasan-ro 78-gil, Gwangjin-gu, Seoul, Republic of Korea 04969 / Tel : +82 2-444-5895 / Fax : +82 70-4694-5412

R&D Center: #209, Goraesan-ro, Wabu-eup, Namyangju-si, Gyeonggi-do, Republic of Korea 12202 / Tel : +82 2-444-5895 / Fax : +82 70-4694-5412

DIPO INDUCTION CO., Ltd. / www.dipoele.com

COPYRIGHT©2010 DIPO INDUCTION CO., LTD ALL RIGHTS RESERVED.

Product Drawing



Seoul Office: #75, Ahasan-ro 78-gil, Gwangjin-gu, Seoul, Republic of Korea 04969 / Tel : +82 2-444-5895 / Fax : +82 70-4694-5412
R&D Center: #209, Goraesan-ro, Wabu-eup, Namyangju-si, Gyeonggi-do, Republic of Korea 12202 / Tel : +82 2-444-5895 / Fax : +82 70-4694-5412
DIPO INDUCTION CO., Ltd. / www.dipoele.com

COPYRIGHT©2010 DIPO INDUCTION CO., LTD ALL RIGHTS RESERVED.

3 Hob Table-top Stock Pot

Origin Date	Update Date
2016-10-13	2018-05-09

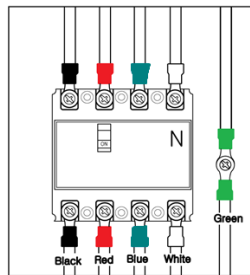
3TCK213B



Specification							
Electricity	3TCK113B	380V, 60Hz, 3PH+N	Power Consumption	3TCK213B	21000 W		
Power Connection	차단기 적결방식		Max Current	34.5 A			
Conversion to Calory	18144 Kcal/h						
Warming	H1 ~ H7 Stpes (7 steps)			Heating	1 ~ 10 (10 steps)		
Output per Warming Steps	H1	H2	H3	H4	H5	H6	H7
	160Wh	260Wh	410Wh	570Wh	730Wh	1020Wh	1490Wh
Dimension	1500 X 750 X 850 (mm) - Back Panel : 150mm			Loadable Weight	-		
Control	Button / Dial type			Product type	Free Standing		
Cookware Diameter	min : Ø170mm max : Ø360mm			Weight per 1hop	100 Kg		
Functions & Features	■ Safety - No vessel : "00" - Over current indication : "E1" - Over voltage indication : "E2" (Above 420V) - Low voltage : "E3" (Below 340V) - Product over heated indication : "E4" (Internal temperature above 85°C) - External thermal sensor absence or damage indication : "E5" (only when using temperature probe) - Top surface oven sensor empty cook mark : "E6" (Top surface temperature above 260°C) - Unstable power indication : "E7" - Defective PCB indication : "E8" - Defective Working Coil indication : "E9"						
	■ Timer Setting - Between 0sec ~ 720min (12hr)						
	■ Precise Temperature Control - From 40°C to 200°C adjusted by 5°C / error factor ±5% below						
	■ Warming - H1 ~ H7 Steps						
	■ Heating - 1 ~ 10 Steps						
	Warranty 1 year (to be charged in case of user's negligence)						

Installation Guide

Electric Wiring



- ▶ Electricity : 380V 3PH+N
- ▶ Circuit Breaker : 20A or above
- ▶ Cables : 600V, 6SQMM or above, 4 phase
- ▶ Ground cable separated - 4SQMM or above

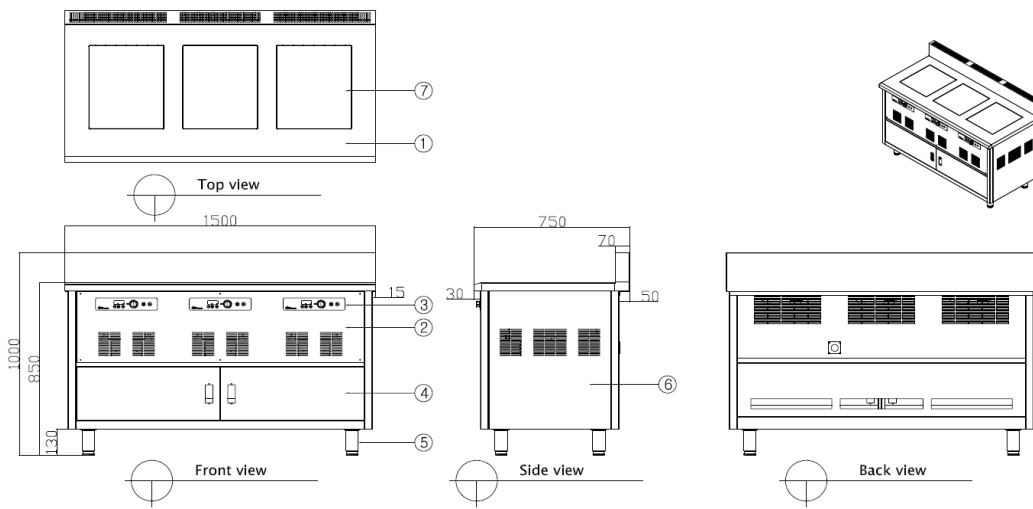
Seoul Office: #75, Ahasan-ro 78-gil, Gwangjin-gu, Seoul, Republic of Korea 04969 / Tel : +82 2-444-5895 / Fax : +82 70-4694-5412

R&D Center: #209, Goraesan-ro, Wabu-eup, Namyangju-si, Gyeonggi-do, Republic of Korea 12202 / Tel : +82 2-444-5895 / Fax : +82 70-4694-5412

DIPO INDUCTION CO., Ltd. / www.dipoel.com

COPYRIGHT©2010 DIPO INDUCTION CO., LTD ALL RIGHTS RESERVED.

Product Drawing



Seoul Office: #75, Ahasan-ro 78-gil, Gwangjin-gu, Seoul, Republic of Korea 04969 / Tel : +82 2-444-5895 / Fax : +82 70-4694-5412

R&D Center: #209, Goraesan-ro, Wabu-eup, Namyangju-si, Gyeonggi-do, Republic of Korea 12202 / Tel : +82 2-444-5895 / Fax : +82 70-4694-5412

DIPO INDUCTION CO., Ltd. / www.dipoele.com

COPYRIGHT©2010 DIPO INDUCTION CO., LTD ALL RIGHTS RESERVED.